



-ento

EDIZIONE
EDITION 01

-ento

-ento



SPOON
Gordon Guillaumier

IL CONCEPT / THE CONCEPT

La progettazione di uno spazio architettonico si avvale di elementi e complementi d'arredo. L'hardware per porte e finestre rientra in quest'ultima categoria, apparentemente secondaria, che può essere una risorsa preziosa per definire la personalità di un progetto in modo discreto.

L'approccio Ento alla maniglia si basa sulla sua condizione di complemento, funzionale ed estetico. Il nostro nome è una parola incompleta, esattamente come lo sono porte e finestre prive di meccanismi che consentano di aprirle o chiuderle.

Il design dei prodotti in gamma propone una visione personale, evitando ogni eccesso, anche di rigore.

Ento offre ai progettisti un'alternativa di alta qualità nel settore della maniglieria per porte e finestre.

Architectural space design involves elements and furnishing accessories. Hardware for doors and windows falls into the latter category, which is often seen as secondary when it can be a precious resource for discreetly defining a project's personality.

The ENTO handle approach is based on its complementary function and appearance. Our name is an incomplete word, just like doors and windows without mechanisms that allow them to be opened or closed.

The range products design is a personal vision, which avoids any extremes.

Ento offers designers a high-quality alternative in the field of door and window handles.

La maniglia completa il progetto
The handle completes the project

CARTA D'IDENTITÀ / IDENTITY CARD

Ento è un marchio **Salice Paolo**, storica azienda di maniglieria classica fondata a Cantù nel **1937**, posizionata nella fascia alta del mercato e distribuita in più di 80 Paesi.

Dopo alcuni anni di investimenti nella gamma moderna, nel 2018 Fabrizio e Luisa Salice, insieme al direttore creativo Davide Diliberto, decidono di separarla dal resto del catalogo classico, per consentirle le migliori chance di sviluppo e creare un vero brand indipendente.

Ento eredita lo stesso concetto di qualità estesa e vero Made in Italy, con l'uso esclusivo dell'ottone e controlli sul 100% dei campioni in tutte le fasi di finitura.

Il Design è uno strumento per costruire una forte immagine coordinata, una comunicazione attenta e mai riempitiva, fino alla divisione della gamma secondo il concetto di prodotti Architeturali, Estetici e Speciali. Una scelta dettata dalla volontà di facilitare il più possibile il lavoro di architetti, interior designer e clienti nella fase di ricerca e selezione dei complementi da inserire nei propri progetti. Per lo stesso motivo, si punta ad estendere ogni linea secondo le sue potenzialità estetiche e funzionali in modo da mettere a disposizione il maggior numero di varianti e accessori per completare un progetto con elementi il più possibile coordinati. Lo Strumento Correlati dà una panoramica immediata delle opzioni disponibili, suggerisce gli abbinamenti coerenti e permette di dialogare in modo rapido ed efficace con l'azienda nel momento di redigere un ordine d'acquisto.

Ogni nuovo prodotto nasce in collaborazione con designer di fama internazionale e talenti emergenti, in grado di immaginare precisi contesti di utilizzo, abbinamenti e trend, nel rispetto della filosofia Ento.

*Ento is a **Salice Paolo** brand – a historic classic handle company founded in Cantù in **1937**. It is positioned in the high-end of the market and distributed to more than 80 countries.*

In 2018, after years of investments in its modern range, Fabrizio and Luisa Salice, together with the creative director Davide Diliberto, split it from the rest of the classic catalogue, to give the range its best chance of development and to create an independent brand.

Ento inherits the same extended quality and true Made in Italy concept, with the exclusive use of brass and controls on 100% of items in all finishing stages.

Design builds a strong, coordinated image, a careful and never padded communication. This led to the range separation following the Architectural, Aesthetic and Special Product concept. It is a choice dictated by the desire to facilitate architects, interior designers and customers in the research and selection phase of the accessories to be included in their projects. For the same reason, we aim to extend each range according to its aesthetic and functional potential to make the widest variants and accessories to complete a project with the most coordinated elements possible. The Coordinating Tool gives an immediate overview of the available options, suggests consistent combinations and allows a quick and effective dialogue with the company when preparing a purchase order.

Each new product is created in collaboration with internationally renowned designers and emerging talents, who can imagine precise use contexts, combinations and trends, following Ento's philosophy.




Nel 2018, per il suo primo Fuorisalone, Ento sceglie il Brera Design District con la collaborazione di Gordon Guillaumier e Lorenzo Damiani insieme al direttore creativo Davide Diliberto. I loro progetti Spoon e Trace, già a catalogo, esplorano modi diversi di ridurre l'uso di materiale e dialogare con il progetto architettonico. A sinistra, l'azienda e Lorenzo Damiani durante la presentazione ufficiale del nuovo marchio.

Ento chooses the Brera Design District, during the 2018 Milan Design Week, for its first Fuorisalone event, with renown designers Gordon Guillaumier, Lorenzo Damiani and the creative director Davide Diliberto. Spoon and Trace designs are already available and give new visions about reduction in material use and dialogue with the architectural project. Left, the Ento team with Lorenzo Damiani during the official debut of the new brand.


TECNOLOGIA / TECHNOLOGY


La qualità senza compromessi del vero **Made in Italy**: dall'idea alla progettazione, dagli stampi alla finitura e controlli su ogni singolo pezzo.

*The uncompromising true **Made in Italy** quality – ideas, designs, moulds, finishing and checks on every piece.*

 Tutta la gamma è realizzata in ottone, il miglior materiale per garantire finiture prive di difetti, alta resistenza agli agenti chimici e atmosferici e, non ultimo, per la massima sensazione di peso e solidità alla presa.

The whole range is made of brass which is the best material to guarantee finishes without defects, high resistance to chemical and atmospheric agents and the maximum sensation of weight and firmness to the grip.



 Controllo su ogni pezzo in tutte le fasi di finitura: questo significa uno standard qualitativo inarrivabile con una gestione automatizzata o controlli a campione.

Each piece is checked during the finishing phases which means an unattainable quality standard with automated management or sample checks.



Ogni prodotto Ento è disegnato, realizzato e rifinito in Italia con alti standard di qualità. Sull'etichetta di ogni confezione è riportato il codice **Trace Me Code** che consente di verificarne online l'autenticità.



The whole Ento production is designed, made and finished in Italy with high quality standards.

Trace Me Code is on every packaging label, allowing the customer to verify online that the purchase is genuine.

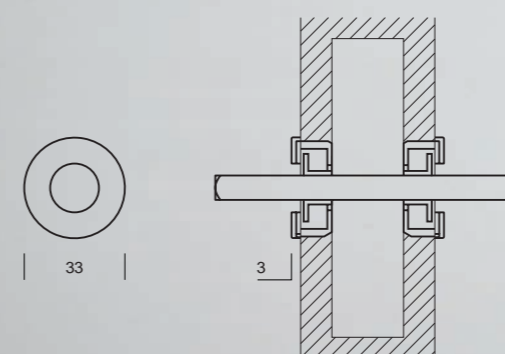


ROSETTA C3 / C3 ROSE

La **rosetta C3** è attualmente la più piccola sul mercato con molla di ritorno integrata.

Misura appena 33 mm di diametro e 3 mm di spessore, un risultato tecnico ed estetico che valorizza al massimo sia la maniglia che la porta su cui è montata.

*The **C3 rose**, with its integrated return spring, is the smallest on the market. It is 33 mm diameter and 3 mm thick and is a technical and aesthetic result that enhances the handle and door.*




SOTTOROSETTA GK / GK SUBROSE

Il **German Kit GK** è specificatamente progettato per tutte le situazioni in cui non è possibile usare il sistema standard di sottorosette, ad esempio con spessori ridotti o scarsa tenuta del legno. Due tiranti filettati fissano saldamente ogni coppia di sottorosette alla porta, attraverso due fori passanti con interasse 38 mm.

Il sistema è perfettamente compatibile con le rosette tradizionali ed è disponibile nelle versioni per bocchette Patent e Yale.

*The **German Kit GK** is specifically designed for all situations where it is impossible to use the sub-rose standard system such as cases where there is reduced thickness or poor wood-tightness. Two threaded rods firmly fasten each door pair of sub-roses, through two holes with 38 mm inter-axis. The system is perfectly compatible with traditional roses and is available in versions for Patent and Yale escutcheons.*



Le maniglie Ento sono testate per oltre 500.000 cicli di utilizzo. La molla di ritorno e tutti i componenti meccanici di alta qualità consentono una funzionalità costante per tutta la durata del prodotto.

Ento door handles are tested for more than 500.000 cycles of use. The return spring and all the high quality mechanical components allow constant functionality along the entire life of the product.

H-FINISH

New



La tecnologia **H-FINISH** garantisce altissime prestazioni fisiche, chimiche e di durata, fino a tre volte superiori alle tradizionali finiture a bagno galvanico. Il processo avviene in autoclave, dove la combinazione di alte temperature, gas nobili e metalli preziosi vaporizzati caricati elettricamente, crea uno strato di materiale che si lega al prodotto a livello molecolare, garantendo eccezionali caratteristiche fisico-chimiche.

H-FINISH technology guarantees high physical, chemical and durability performance, up to three times higher than traditional electroplating bath finishes. The process takes place in an autoclave, where the combination of high temperatures, noble gases and electrically charged vaporised precious metals creates a layer of material that binds to the product at the molecular level. This guarantees exceptional physical-chemical characteristics.



QUALITÀ / QUALITY



H-FINISH

GARANZIA
30 ANNI

GUARANTEE
30 YEARS

H-FINISH

L'abbinamento fra ottone e rivestimento HIGH GRAPHITE consente di avere prestazioni nettamente superiori ai tradizionali rivestimenti a bagno galvanico. Ento garantisce la finitura grafite H-GR per 30 anni, rispettando semplici indicazioni di utilizzo riportate nella documentazione che accompagna ogni prodotto.

Brass and HIGH GRAPHITE finishing give the best performances compared to traditional galvanic bath finishes. Ento guarantees the H-GR graphite for a period of 30 years, following all the instructions included in any product.



CR - CRS

GARANZIA
10 ANNI

GUARANTEE
10 YEARS

CR - CRS

L'ottone è la miglior base per rivestimenti a bagno galvanico di alta qualità e privi di difetti estetici. Ento garantisce le finiture cromo CR e cromo satinato CRS per 10 anni, rispettando semplici indicazioni di utilizzo riportate nella documentazione che accompagna ogni prodotto.

Brass allow to obtain the best galvanic bath finishes, without any visual defect. Ento guarantees the chrome CR and satin chrome CRS finishes for a period of 10 years, following all the instructions included in any product.



VETRO E CRISTALLO

All'ottone si contrappone la leggerezza visiva dei materiali trasparenti, scelti in base al design del singolo modello e alle proprietà ottiche richieste. Tutti i prodotti con parti in vetro e cristallo sono testati per resistere ai carichi di flessione previsti.

Test effettuati da
Testing by

SIGMATRE

TEST - RESEARCH - EXPEDITING

LABORATORI CONTROLLO QUALITÀ
RICONOSCIUTI DA:
ISPESL Istituto Superiore Prevenzione e Sicurezza del Lavoro
FIS Ferrovie dello Stato
RINA Registro Italiano Navale
LR Lloyd's Register of Shipping
IS Istituto Italiano della Saldatura
BV Bureau Veritas
DNV Det Norske Veritas
MMI Marina Militare Italiana
TUV Technischen Überwachungs Verein

GLASS AND CRYSTAL

Brass is contrasted by the visual lightness of transparent materials, chosen based on each model design and the required visual properties. All products with glass and crystal parts are tested to withstand the expected bending loads.

 Cristallo
Crystal

 Vetro
Glass



CONDIZIONI DI GARANZIA

Le garanzie si applicano rispettando le istruzioni di montaggio, evitando un uso improprio del prodotto e il contatto con oggetti contundenti. Per la pulizia Ento raccomanda di:
- evitare l'impiego di prodotti abrasivi, solventi, alcol;
- utilizzare un panno morbido umido per rimuovere lo sporco e la polvere.

GUARANTEE CONDITIONS

All the warranties are valid following assembling instructions, avoiding improper use of the product and contact with blunt objects. For the cleaning Ento recommends:
- avoid using abrasive, solvents, alcohol.
- remove dirt and dust only by using a cloth soaked with lukewarm water.

IL DESIGN COME STRUMENTO DESIGN AS A TOOL

La gamma è divisa in 3 categorie che svolgono 3 diverse funzioni all'interno di un progetto.

The range is divided into three categories that perform three different functions within a project.



ARCHITETTURALI

Prodotti che si integrano visivamente con l'architettura, o ne interpretano elementi e forme

ARCHITECTURAL

Products that visually integrate with the architecture, or interpret its elements and shapes



ESTETICI

Prodotti dotati di caratteristiche estetiche peculiari, come ad esempio quelli con un design di tipo organico

AESTHETIC

Products with unique aesthetic characteristics, such as those with an organic design



SPECIALI

Prodotti multimaterici o con soluzioni particolari

SPECIAL

Multi-material products or special solutions

LO STRUMENTO CORRELATI COORDINATION TOOL



Facilitare la scelta per progettisti e clienti.

Sul sito Ento ogni scheda prodotto presenta un sistema visivo e immediato per verificare tutte le possibilità per il vostro progetto, mostrando tutti gli accessori della stessa famiglia o compatibili.

Making designers and clients' choice easier.

On the website each product sheet contains a visual and immediate system for all your project's possibilities. It shows all the accessories in the same or a compatible range.



DESIGNERS: LE PERSONE DIETRO OGNI IDEA

DESIGNERS: PEOPLE BEHIND EVERY IDEA



Ai nostri designer chiediamo di immaginare prodotti con un obiettivo preciso: una funzione, un riferimento estetico, un trend, ma sempre con in mente un contesto di utilizzo reale.

We ask our designers to imagine products with a specific objective – a function, aesthetic reference, trend but always having the practical use in mind.

GIULIANO GALEAZZI



LORENZO DAMIANI



GORDON GUILLAUMIER



GRAZIELLA E RENZO FAUCIGLIETTI




RICCARDO ARBIZZONI



ANNA DEPLANO



DAVIDE DILIBERTO



MANUELA BUCCI



ITAMAR HARARI



MARELLI - MOLTENI



ENRICO MARFORIO



DANIELE MORO



INDICE / INDEX

Maniglie

Door Handles

ARCHITETTURALI / ARCHITECTURAL	20
ESTETICHE / AESTHETIC	72
SPECIALI / SPECIAL	136

ANATOMICA	111
ANATOMICA SQ	113
CEDRO	52
CEDRO SQ	54
CELSIA	128
DAFNE	126
DROP	142
EDGE	43
EDGE SQ	48
FLAP	124
FLOW	87
FLOW C3	89
GHOST	140
ILEX	122
INFINITO	116
LIFE	95
LIFE C3	97
LIFT	39
LIFT C3	41
LINK	118
MABELLE	103
MABELLE SQ	105
PAGE	69
PILOT	79
PILOT C3	81
PLISSÉ	108
REFLEX	91
REFLEX C3	93
SAND	61
SAND SQ	63
SCILLA	132
SHINY	138
SMART	70
SPOON	75
SPOON C3	77
TILIA	134
TRACE	23
TRACE C3	25
TUBE	56
TULIPANO	130
UNIT	29
UNIT C3	32
VELVET	35
VELVET C3	37
WAVE	120
WING	83
WING C3	85
WOOD	99
WOOD C3	101
ZEN	65
ZEN SQ	67

Pomoli

Door knob

DROP	143
SHINY	139
UNIT	30
UNIT C3	33

Maniglioni

Door pull

ANATOMICA	154
ANATOMICA SQ	155
CEDRO	151
DROP	159
GHOST	158
LINK	156
SHINY	150
SMART	157
SPOON	146
TRACE	147
TUBE	149
UNIT	148
ZEN	152
ZEN SQ	153

Alzanti scorrevoli

Pull-up handles

UNIT	31
------	----

Incasso

Flush handles

PATCH	166
TWIN	162
VIOLA	168

Accessori

Accessories

ADE	173
ARES	171
EROS	173
GELA	172
KINGSTONE	172
OSLO	172
POLO	172
SPOON	169
UNIT	170, 171

Codici

Codes

1104	171	6017	131	6125	69	6190C3	85
1108	171	6018	131	6130	120	6191	84
4488	168	6020	126	6131	121	6192	84
4610	170	6021	127	6132	121	6193	84
4820	140	6022	127	6133	121	6195	87
4821	141	6023	127	6135	56	6195C3	89
4822	141	6025	65	6135	58	6196	88
4823/BIS	141	6026	66	6136	57	6197	88
4824	158	6027	66	6137	57	6198	88
4830	70	6028	66	6138	57	6200	29
4831	71	6029A	152	6139	149	6200C3	32
4832	71	6029B	152	6140	43	6201	30
4833/BIS	71	6047	62	6141	45	6202	30
4834	157	6060	52	6142	45	6203	30
4840	128	6061	53	6143	45	6204	148
4841	129	6062	53	6145	61	6205	30
4842	129	6063	53	6146	62	6205C3	33
4843/BIS	129	6064	151	6148	62	6207	31
4850	132	6075	54	6150	103	6208	139
4851	133	6076	55	6151	104	6210	35
4852	133	6077	55	6152	104	6210C3	37
4853/BIS	133	6078	55	6153	104	6211	36
4870	111	6080	67	6155	91	6212	36
4871	112	6081	68	6155C3	93	6213	36
4872	112	6082	68	6156	92	6215	79
4873/BIS	112	6083	68	6157	92	6215C3	81
4874	154	6084A	153	6158	92	6216	80
4910	173	6084B	153	6160	95	6217	80
4911	173	6085	138	6160C3	97	6218	80
5200	172	6086	139	6161	96	6220	142
5201	172	6087	139	6162	96	6221	143
5202	172	6088	139	6163	96	6222	143
5205	172	6089	150	6165	99	6223	143
5207	169	6090	116	6165C3	101	6224	159
5208	169	6091	117	6166	100	6225	75
5300S	163	6092	117	6167	100	6225C3	77
5300SCF	163	6093	117	6168	100	6226	76
5300SWC	162	6100	108	6170	48	6228	76
5300SWCN	163	6101	109	6171	49	6229	146
5300SY	163	6102	109	6172	49	6230	23
5301S	167	6103	109	6173	49	6230C3	25
5301SCF	167	6105	113	6175	63	6231	24
5301SWC	166	6106	114	6176	64	6232	24
5301SWCN	167	6107	114	6177	64	6233A	147
5301SY	167	6108	114	6178	64	6233B	147
6005	122	6109	155	6180	105	6234	147
6006	123	6110	124	6181	106		
6007	123	6111	125	6182	106		
6008/BIS	123	6112	125	6183	106		
6010	134	6113	125	6185	39		
6011	135	6115	118	6185C3	41		
6012	135	6116	119	6186	40		
6013/BIS	135	6117	119	6187	40		
6015	130	6118	119	6188	40		
6016	131	6119A	156	6190	83		

-ento

MANIGLIE / DOOR HANDLES



ARCHITETTURALI / ARCHITECTURAL



TRACE

Lorenzo Damiani



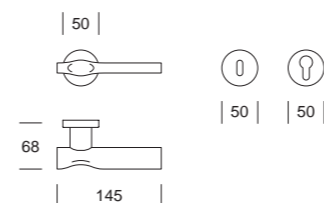
-ento

TRACE

La forma di un semilavorato dell'industria del mobile, a sottolineare la natura della maniglia, a metà strada fra elemento funzionale e complemento d'arredo. La deformazione in corrispondenza del pollice invita alla presa, una traccia del processo industriale, un punto di contatto simbolico fra natura umana e tecnologia, o semplicemente l'impronta della creatività sulla produzione in serie.

The shape of a semi-finished product, to underline the handle's nature, halfway between a functional element and a furnishing accessory. A deformation at the thumb level helps the grip, a trace of an industrial process and a symbolic point of contact between human nature and technology or it is simply the imprint of creativity on mass production.

6230



WARRANTY 10 YEARS CR



WARRANTY 10 YEARS CRS



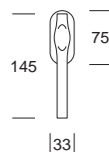
WARRANTY 30 YEARS H-GR



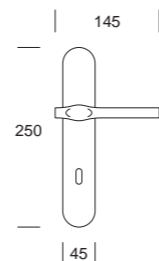
TRACE



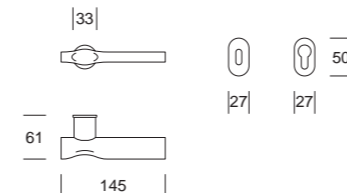
6232



6231



6230C3



TRACE C3

Lorenzo Damiani



WARRANTY 10 YEARS CR


WARRANTY 10 YEARS CRS

WARRANTY 30 YEARS H-GR





UNIT Davide Diliberto



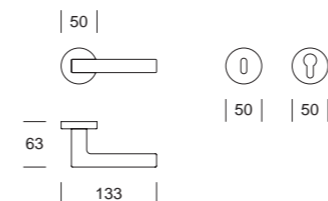
-ento

UNIT

E' una linea passepartout, la prima della gamma moderna ad essere concepita come sistema esteso. Il concetto di complemento per tutto l'ambiente si traduce in una serie di accessori disegnati su una speciale sezione quadrata ammorbidita per adattarsi ad ogni stile.

It is a passepartout line, the first one to be conceived as an extended system within the modern range, a complement for the whole environment. UNIT is a complete series of handles and accessories designed around a special cross section, squared and softened at the same time to be suitable for any kind of styles.

6200



WARRANTY 10 YEARS CR



WARRANTY 10 YEARS CRS



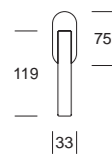
WARRANTY 30 YEARS H-GR



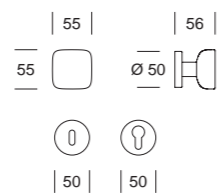
UNIT



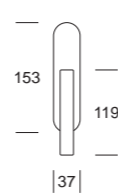
6203



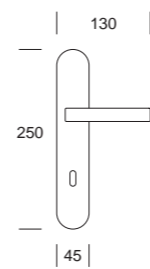
6205



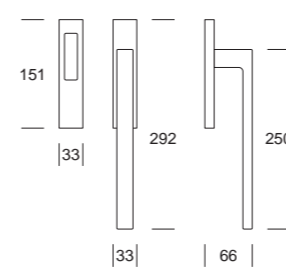
6202



6201



6207



UNIT



UNIT C3

Davide Diliberto



WARRANTY 10 YEARS CR



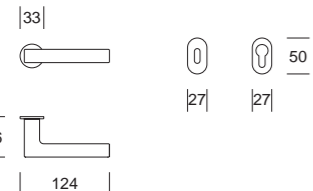
WARRANTY 10 YEARS CRS



WARRANTY 30 YEARS H-GR



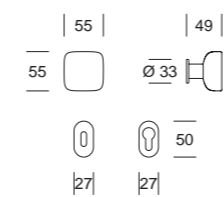
6200C3



UNIT C3



6205C3



VELVET

Graziella e Renzo Fauciglietti



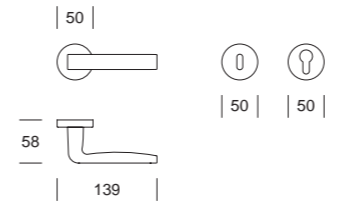
-ento

VELVET

E' l'abbinamento di una linea esterna sobria e regolare come un nastro, ad una sezione interna organica, sviluppata per il massimo piacere della presa. Un prodotto estremamente discreto e adatto ad un vasto range di ambienti.

This door handle mixes a sober and regular external look, with an rounded cross section, intended for the maximum comfort. Thanks to its duality, it's a product extremely discreet and suitable for a wide range of environments.

6210



WARRANTY 10 YEARS CR



WARRANTY 10 YEARS CRS



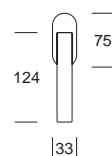
WARRANTY 30 YEARS H-GR



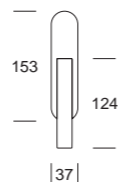
VELVET



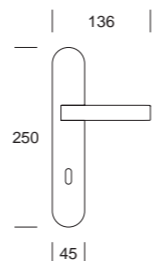
6213



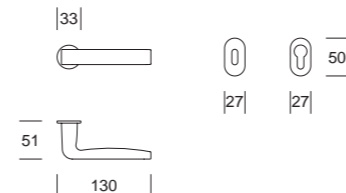
6212



6211



6210C3



VELVET C3

Graziella e Renzo Fauciglietti



WARRANTY 10 YEARS CR

WARRANTY 10 YEARS CRS

WARRANTY 30 YEARS H-GR



LIFT

Daide Diliberto

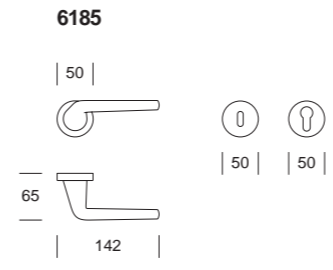


-ento

LIFT

LIFT sfugge ai vincoli tecnici. Sale in diagonale mentre si assottiglia rapidamente, disegnando un segno rapido sulla porta. Nella versione C3 la rosetta scompare nella base della maniglia, un risultato estetico e tecnico sorprendente. Particolarmente adatta ad ambienti di gusto architettonico e minimal.

LIFT escapes the technical constraints. It rises diagonally while rapidly thins, drawing a quick sign on the door. In the C3 version the rose disappears in the base of the handle, a surprising technical and aesthetic result. Ideally suited for architectural and minimal taste environments.



WARRANTY 10 YEARS CR

WARRANTY 10 YEARS CRS

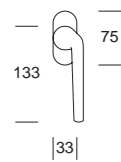
WARRANTY 30 YEARS H-GR



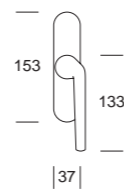
LIFT



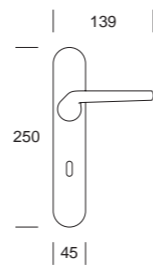
6188



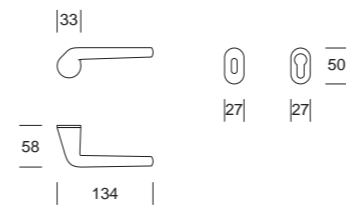
6187



6186



6185C3



LIFT C3

Davide Diliberto



WARRANTY 10 YEARS CR

WARRANTY 10 YEARS CRS

WARRANTY 30 YEARS H-GR





EDGE

Davide Diliberto e Manuela Bucci



-ento

EDGE

La forma estremamente rigorosa nasce intorno al bordo frontale, una linea sottile di luce. Un prodotto ideale per contesti formali o industrial.

The rigorous shape is developed around the front edge, a thin line of light. It is a product that perfectly fits with formal and industrial environments.

6140

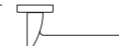
| 50 |



| 50 |

| 50 |

64



| 150 |



WARRANTY 10 YEARS CR



WARRANTY 10 YEARS CRS



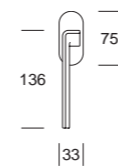
WARRANTY 30 YEARS H-GR



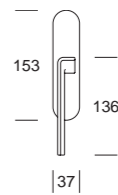
EDGE



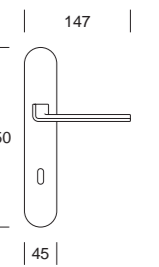
6143



6142



6141



-ento



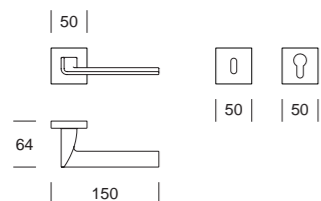
EDGE SQ
Davide Diliberto e Manuela Bucci

EDGE SQ

Davide Diliberto e Manuela Bucci

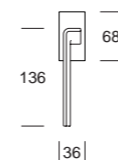


6170



- WARRANTY 10 YEARS CR
- WARRANTY 10 YEARS CRS
- WARRANTY 30 YEARS H-GR

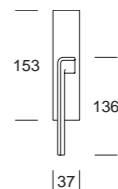
6173



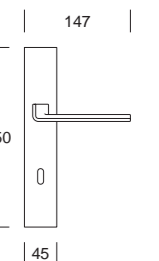
EDGE SQ



6172



6171



-ento



CEDRO SQ
Giuliano Galeazzi

CEDRO

Giuliano Galeazzi



WARRANTY 10 YEARS CR



WARRANTY 10 YEARS CRS



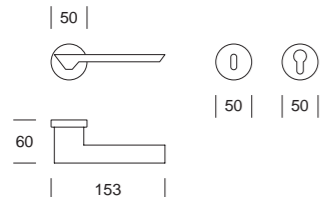
WARRANTY 30 YEARS H-GR



NS



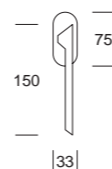
6060



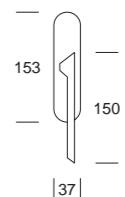
CEDRO



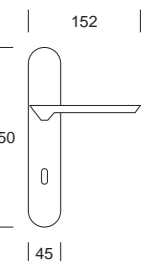
6063



6062



6061



CEDRO SQ Giuliano Galeazzi



WARRANTY 10 YEARS CR



WARRANTY 10 YEARS CRS



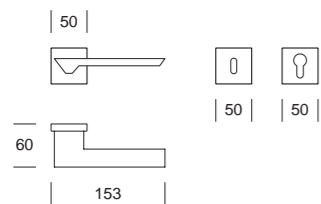
WARRANTY 30 YEARS H-GR



NS



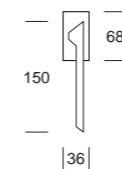
6075



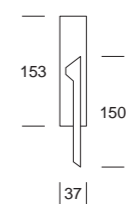
CEDRO SQ



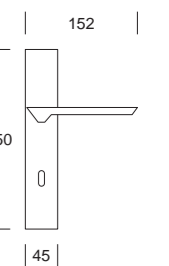
6078



6077



6076



TUBE

Marelli - Molteni



WARRANTY 10 YEARS CR



WARRANTY 10 YEARS CRS



WARRANTY 10 YEARS CR/CRS



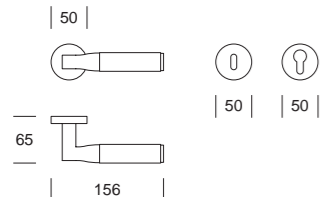
WARRANTY 10 YEARS CRS/CR



WARRANTY 30 YEARS H-GR



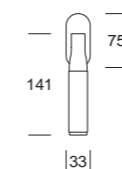
6135



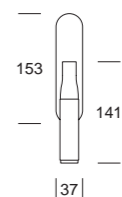
TUBE



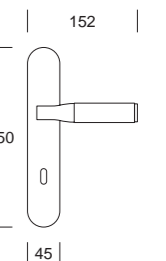
6138



6137



6136



TUBE

Marelli - Molteni


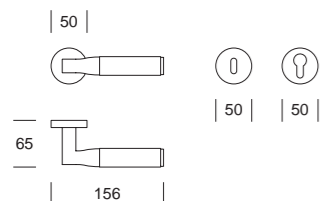


6135



WARRANTY 10 YEARS CR
WARRANTY 10 YEARS CRS
WARRANTY 30 YEARS H-GR

W
Z





SAND

Davide Diliberto e Manuela Bucci



-ento

SAND

L'equilibrio del rigore geometrico e le forme vive della natura.

The balance of the geometric strictness and the living nature's shapes.



WARRANTY 10 YEARS CR



WARRANTY 10 YEARS CRS



WARRANTY 10 YEARS FLA



WARRANTY 30 YEARS H-GR



6145

| 50 |



| 50 | | 50 |

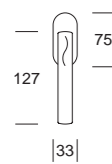


| 51 | | 143 |

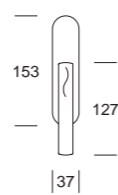
SAND



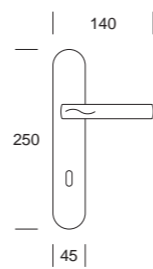
6148



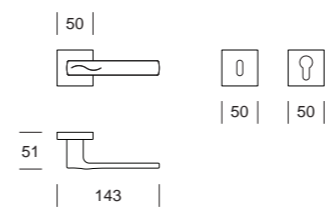
6047



6146



6175



SAND SQ

Davide Diliberto e Manuela Bucci



WARRANTY 10 YEARS CR

WARRANTY 10 YEARS CRS

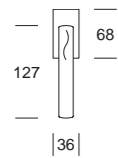
WARRANTY 10 YEARS FLA

WARRANTY 30 YEARS H-GR

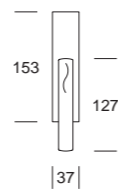
SAND SQ



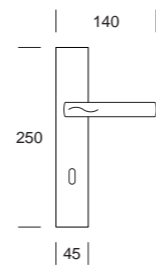
6178




6177



6176



ZEN Riccardo Arbizoni



WARRANTY 10 YEARS CR



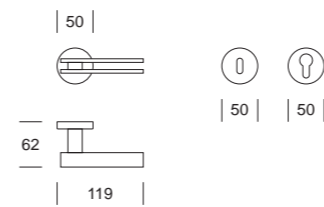
WARRANTY 10 YEARS CRS



NS



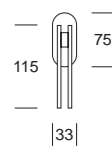
6025



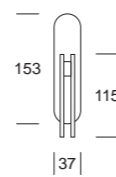
ZEN



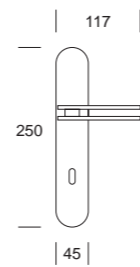
6028



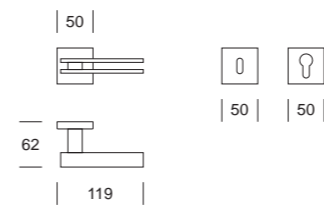
6027



6026



6080



ZEN SQ

Riccardo Arbizioni



WARRANTY 10 YEARS CR



WARRANTY 10 YEARS CRS



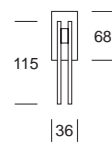
NS



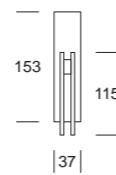
ZEN SQ



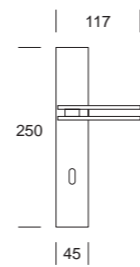
6083



6082



6081



PAGE

Marelli - Molteni



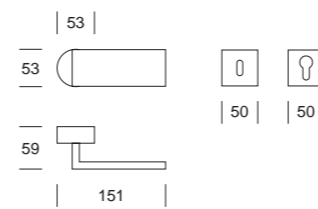
WARRANTY 10 YEARS CR



WARRANTY 10 YEARS CRS



6125



SMART



WARRANTY 10 YEARS CR



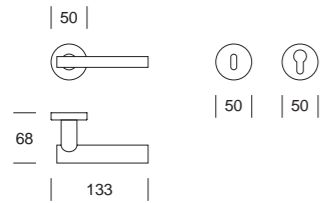
WARRANTY 10 YEARS CRS



NS



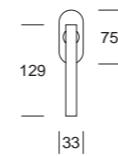
4830



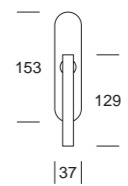
SMART



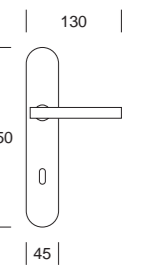
4833/BIS



4832



4831



-ento

MANIGLIE / DOOR HANDLES



ESTETICHE / AESTHETIC



SPOON

Gordon Guillaumier



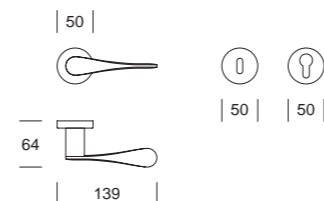
-ento

SPOON

Si ispira alla forma iconica del manico delle posate, oggetti familiari, fortemente legati all'idea dell'abitare. La tipica forma affusolata e sottile si duplica in un gioco visivo senza interruzione e diventa tridimensionale, ottenendo la massima funzionalità con la minima quantità di materiale.

It is inspired by the iconic shape of the cutlery handle, familiar objects, strongly linked to the idea of living. The typical tapered and thin shape is duplicated in an uninterrupted, visual game which becomes three-dimensional. This enables maximum functionality with a minimum amount of material.

6225



WARRANTY 10 YEARS CR



WARRANTY 10 YEARS CRS



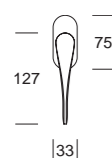
WARRANTY 30 YEARS H-GR



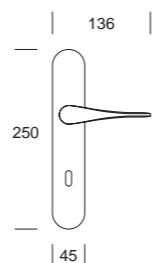
SPOON



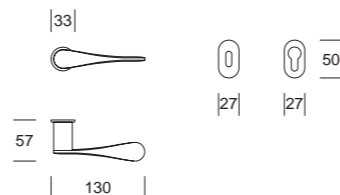
6228



6226



6225C3



SPOON C3

Gordon Guillaumier



WARRANTY 10 YEARS CR

WARRANTY 10 YEARS CRS

WARRANTY 30 YEARS H-GR 





PILOT

Graziella e Renzo Fauciglietti



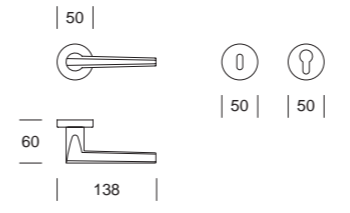
-ento

PILOT

Un modello dalle linee decise, caratterizzato da forti contrasti di luce. La forma compatta, l'aspetto tecnico e il bordo anteriore sottilissimo la rendono ideale per ambienti moderni e contract.

This is a product with taut lines, that features strong light contrast. The compact shape, together with the technical look and the very thin front edge make it suitable for modern environments and for the contract.

6215



WARRANTY 10 YEARS CR

WARRANTY 10 YEARS CRS

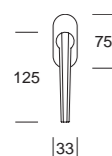
WARRANTY 30 YEARS H-GR



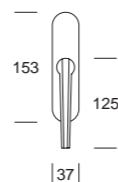
PILOT



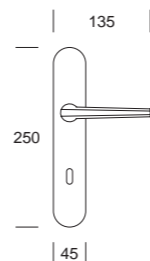
6218



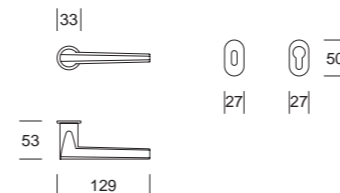
6217



6216



6215C3



PILOT C3

Graziella e Renzo Fauciglietti



WARRANTY 10 YEARS CR

WARRANTY 10 YEARS CRS

WARRANTY 30 YEARS H-GR





WING

Daive Diliberto



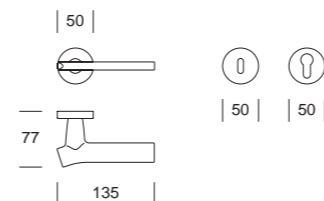
-ento

WING

La sua forma evolve il trend del design organico. La sezione è un profilo alare, ideale per ottenere uno spessore di appena 10 mm eppure estremamente comodo alla presa. Caratterizza gli ambienti con il suo aspetto naturale e la leggerezza visiva.

Its shape evolves the organic trend design. Its section has a wing profile, perfect to obtain a thickness of just 10 mm and yet extremely comfortable to grip. It characterizes the environment with its natural appearance and visual lightness.

6190



WARRANTY 10 YEARS CR



WARRANTY 10 YEARS CRS



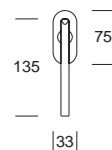
WARRANTY 30 YEARS H-GR



WING



6193



WING C3 Daive Diliberto



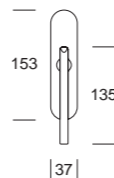
WARRANTY 10 YEARS CR

WARRANTY 10 YEARS CRS

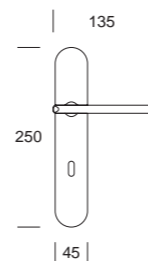
WARRANTY 30 YEARS H-GR 



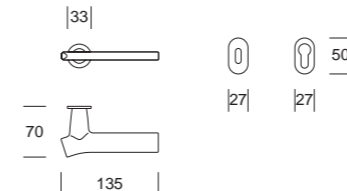
6192



6191



6190C3



FLOW

Itamar Harari



-ento

FLOW

Un oggetto iconico, allusivo, che si inserisce in un trend in cui è concesso giocare con gli stili e le culture. FLOW è un esempio di design spensierato, che trasmette le sue vibrazioni visive alla mano e all'ambiente che arreda con la forma viva e i riflessi del metallo. Adatta a contesti informali, pop, o per caratterizzare ambienti neutri.

An iconic and suggestive object which is part of a trend where it is allowed to play with styles and cultures. FLOW is an example of cheerful design, it transmits its visual vibrations to the hand and to the environment that it endows with its living shape and its metal reflections. Suitable to informal and pop settings, or to distinguish neutral environments.



WARRANTY 10 YEARS CR



WARRANTY 10 YEARS CRS



WARRANTY 30 YEARS H-GR



6195

| 50 |



| 50 |

| 50 |



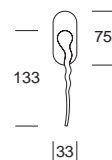
60

| 148 |

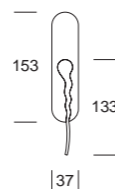
FLOW



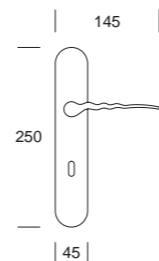
6198



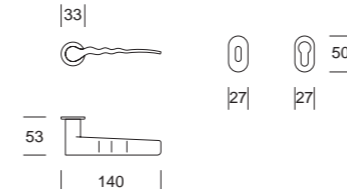
6197



6196




6195C3



FLOW C3

Itamar Harari



WARRANTY 10 YEARS CR

WARRANTY 10 YEARS CRS

WARRANTY 30 YEARS H-GR





REFLEX

Davide Diliberto e Manuela Bucci



-ento

REFLEX

Espressione dei trend più attuali in cui coesistono un aspetto morbido e un design regolare, valorizzati dagli spessori sottili. Ideale per ambienti moderni e il contract.

An expression of the latest trends in which a soft appearance coexists with a regular design, enhanced by its thin outline. Perfect for modern locations as well as contract projects.

6155

| 50 |



| 50 |

| 50 |

59



| 135 |



WARRANTY
10
YEARS

CR



WARRANTY
10
YEARS

CRS



WARRANTY
30
YEARS

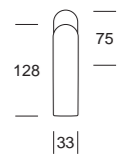
H-GR



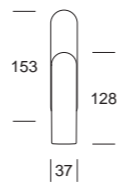
REFLEX



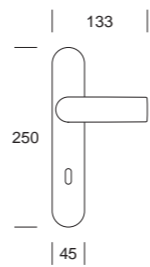
6158



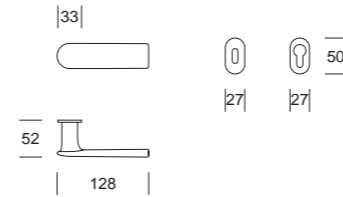
6157



6156



6155C3



REFLEX C3

Davide Diliberto e Manuela Bucci



WARRANTY 10 YEARS CR

WARRANTY 10 YEARS CRS

WARRANTY 30 YEARS H-GR



LIFE

Davide Diliberto e Manuela Bucci



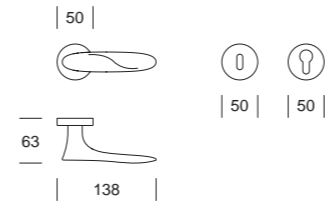
-ento

LIFE

L'essenza del design ergonomico, dove il metallo liquido prende vita, assecondando le forme della mano. Decora con i chiaroscuri decisi e contrapposti, in continuo movimento.

The essence of ergonomic design, where the liquid metal comes to life supporting the hand shapes. Enhance with definite and contrasted "chiaroscuro", in a never-ending motion.

6160



WARRANTY 10 YEARS CR



WARRANTY 10 YEARS CRS



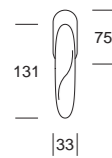
WARRANTY 30 YEARS H-GR



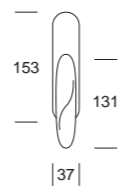
LIFE



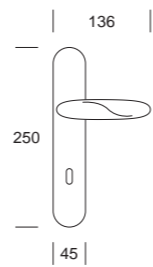
6163



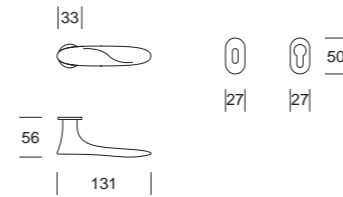
6162



6161



6160C3



LIFE C3

Davide Diliberto e Manuela Bucci



WARRANTY 10 YEARS CR

WARRANTY 10 YEARS CRS

WARRANTY 30 YEARS H-GR



WOOD

Davide Diliberto e Manuela Bucci



-ento

WOOD

Nasce per risolvere esigenze di abbinamento con pavimenti, soffitti, travi a vista e mobili in cui il legno è protagonista. Moderna, ironica e camaleontica, si adatta ad ambienti minimalisti, industrial e persino country.

Born to solve the need of matching floors, ceilings, oak-beamed and furniture where wood is the only protagonist. Modern, ironic and chameleon adapts to minimalist, industrial and even country settings.



WARRANTY 10 YEARS CR



WARRANTY 10 YEARS CRS



WARRANTY 30 YEARS H-GR



6165

| 50 |



| 50 |

| 50 |

58

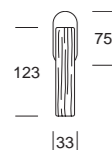


| 133 |

WOOD



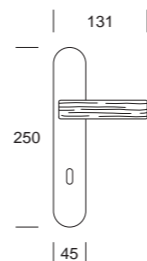
6168



6167



6166



6165C3



WOOD C3

Davide Diliberto e Manuela Bucci



WARRANTY 10 YEARS CR

WARRANTY 10 YEARS CRS

WARRANTY 30 YEARS H-GR





MABELLE

Davide Diliberto e Manuela Bucci



WARRANTY 10 YEARS CR



WARRANTY 10 YEARS CRS



WARRANTY 10 YEARS FLA



WARRANTY 30 YEARS H-GR



-ento

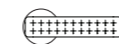
MABELLE

Il lato romantico dell'eleganza.
La citazione del capitoné e il profilo regolare creano un oggetto decorativo senza tempo.

*The romantic side of elegance.
The capitoné echo and the regular outline create a decorative and timeless object.*

6150

| 50 |



| 50 |

| 50 |

52

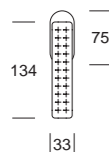


| 137 |

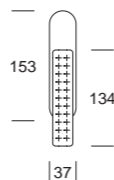
MABELLE



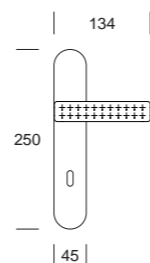
6153



6152



6151

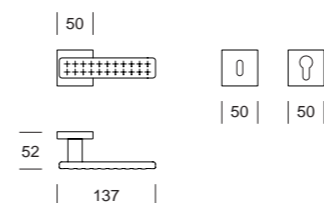


MABELLE SQ

Davide Diliberto e Manuela Bucci



6180



WARRANTY 10 YEARS CR

WARRANTY 10 YEARS CRS

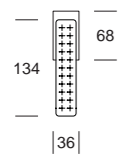
WARRANTY 10 YEARS FLA

WARRANTY 30 YEARS H-GR

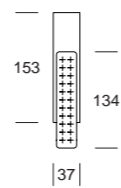
MABELLE SQ



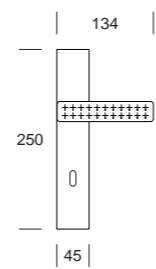
6183



6182



6181



PLISSÉ

Enrico Marforio e Daniele Moro



WARRANTY 10 YEARS CR



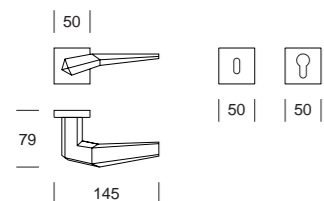
WARRANTY 10 YEARS CRS



NS



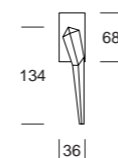
6100



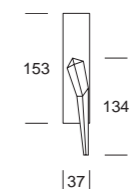
PLISSÉ



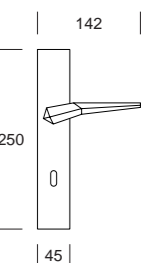
6103



6102



6101



ANATOMICA




-ento

ANATOMICA

Un oggetto scultoreo, che sorprende per il piacere della presa e le proporzioni anticonvenzionali.

It is a sculptural object, that features a pleasing grip and unconventional proportions.



WARRANTY 10 YEARS CR



WARRANTY 10 YEARS CRS



WARRANTY 30 YEARS H-GR 



NS



4870


| 50 |



| 50 |

| 50 |

75

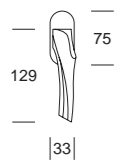


| 142 |

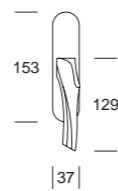
ANATOMICA



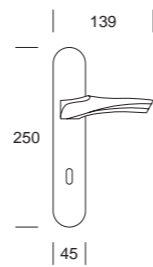
4873/BIS



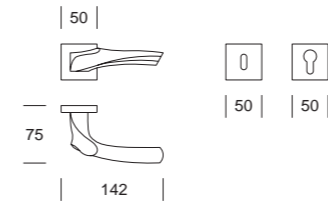
4872




4871




6105



ANATOMICA SQ



WARRANTY 10 YEARS CR



WARRANTY 10 YEARS CRS



WARRANTY 30 YEARS H-GR



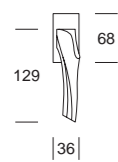
NS



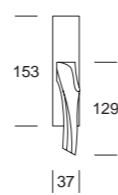
ANATOMICA SQ




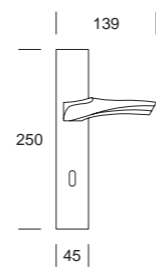
6108



6107



6106



INFINITO

Giuliano Galeazzi



WARRANTY 10 YEARS CR



WARRANTY 10 YEARS CRS



NS



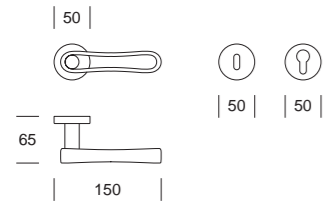
CR/SB



CR/SNO



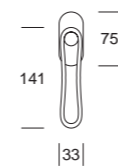
6090



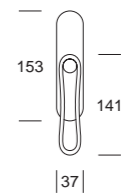
INFINITO



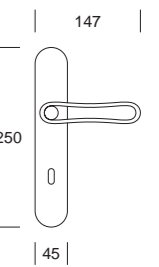
6093



6092



6091



LINK

Anna Deplano



WARRANTY 10 YEARS CR



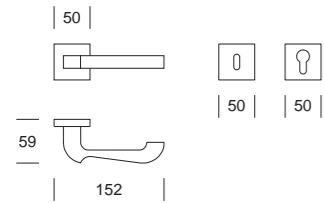
WARRANTY 10 YEARS CRS



NS



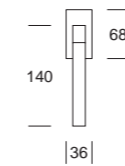
6115



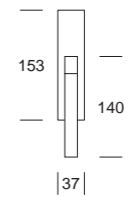
LINK



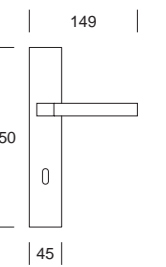
6118



6117



6116



WAVE

Marelli - Molteni

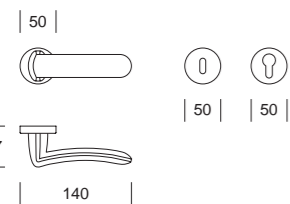


WARRANTY 10 YEARS CR

WARRANTY 10 YEARS CRS



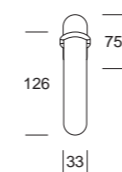
6130



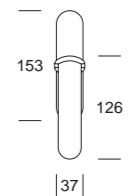
WAVE



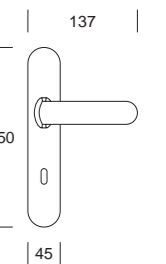
6133



6132



6131



ILEX



WARRANTY 10 YEARS CR



WARRANTY 10 YEARS CRS



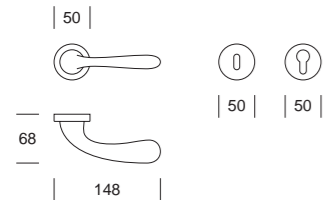
NS



OL



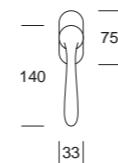
6005



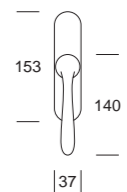
ILEX



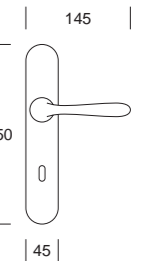
6008/BIS



6007



6006



FLAP

Enrico Marforio e Daniele Moro



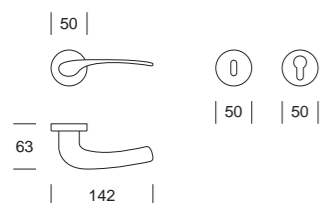
WARRANTY 10 YEARS
CR

WARRANTY 10 YEARS
CRS

OL



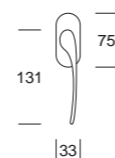
6110



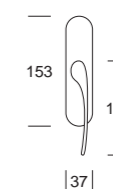
FLAP



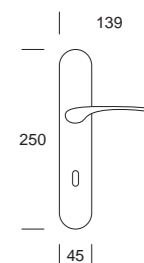
6113



6112



6111



DAFNE



WARRANTY 10 YEARS CR



WARRANTY 10 YEARS CRS



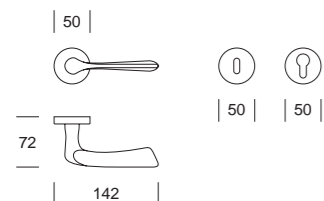
NS



OL



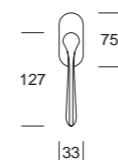
6020



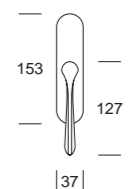
DAFNE



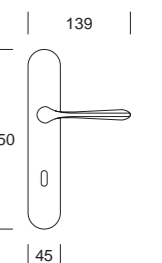
6023



6022



6021



CELSIA

Riccardo Arbizoni



WARRANTY 10 YEARS CR



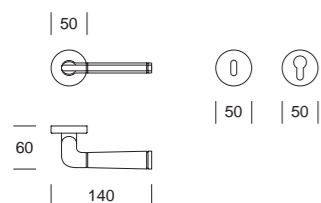
WARRANTY 10 YEARS CR/CRS



NS



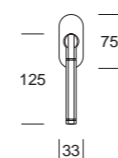
4840



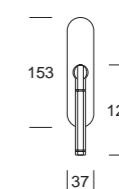
CELSIA



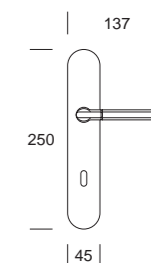
4843/BIS



4842



4841



TULIPANO

Enrico Marforio



WARRANTY 10 YEARS CR



WARRANTY 10 YEARS CRS



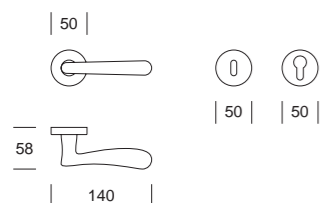
NS



OL



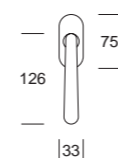
6015



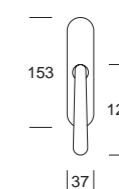
TULIPANO



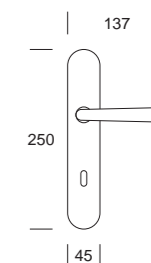
6018



6017



6016



SCILLA

Riccardo Arbizioni



WARRANTY 10 YEARS CR



WARRANTY 10 YEARS CRS



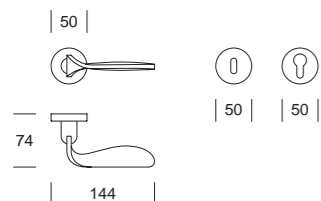
WARRANTY 10 YEARS CR/CRS



NS



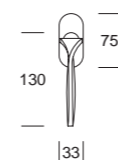
4850



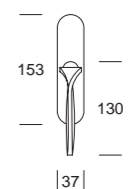
SCILLA



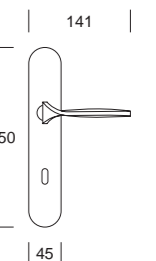
4853/BIS



4852



4851



TILIA



WARRANTY 10 YEARS CR



WARRANTY 10 YEARS CRS



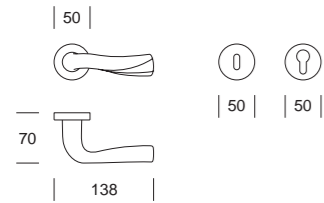
NS



OL



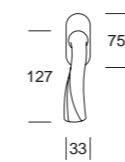
6010



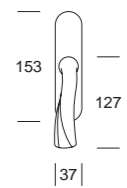
TILIA



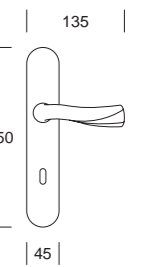
6013/BIS



6012



6011




-ento

MANIGLIE / DOOR HANDLES



SPECIALI / SPECIAL



SHINY

Giuliano Galeazzi



WARRANTY 10 YEARS CR



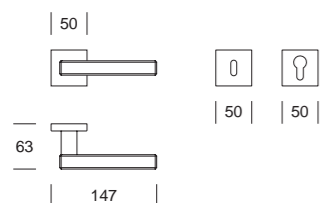
WARRANTY 10 YEARS CRS



NS



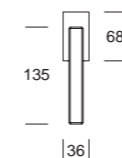
6085



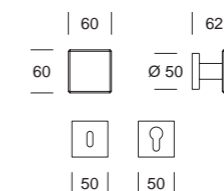
SHINY



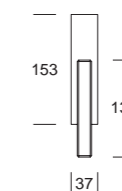
6088



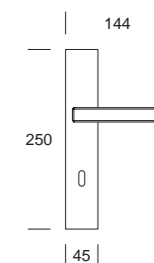
6208



6087



6086



GHOST



WARRANTY 10 YEARS CR



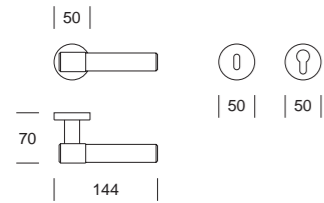
WARRANTY 10 YEARS CRS



OL



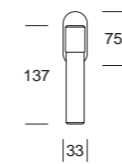
4820



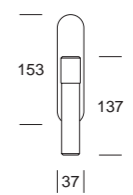
GHOST



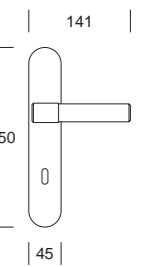
4823/BIS



4822



4821



DROP



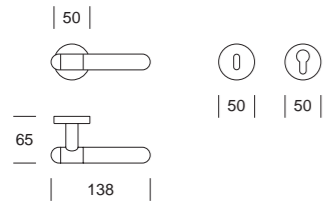
WARRANTY 10 YEARS CR

WARRANTY 10 YEARS CRS

NS



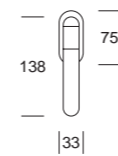
6220



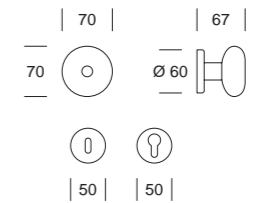
DROP



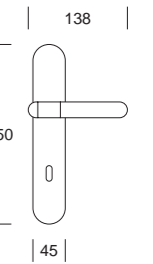
6222



6223



6221



-ento

MANIGLIONI / DOOR PULL

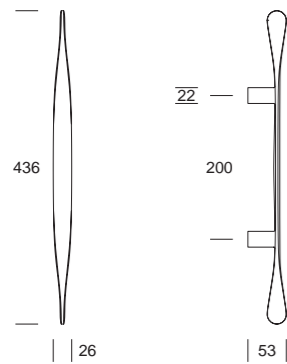


SPOON

Gordon Guillaumier



6229



WARRANTY 10 YEARS CR

WARRANTY 10 YEARS CRS

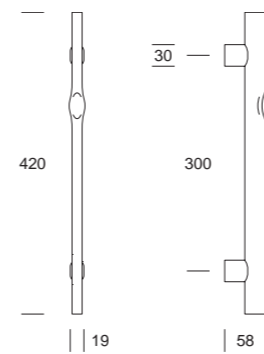
WARRANTY 30 YEARS H-GR

TRACE

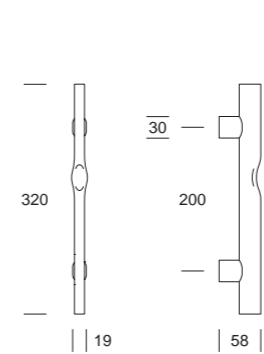
Lorenzo Damiani



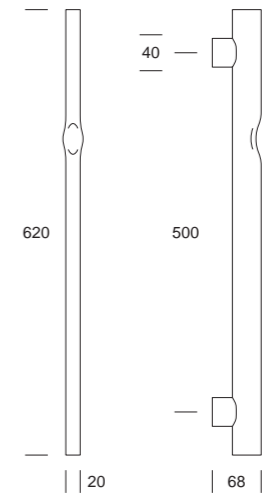
6233A



6233B



6234



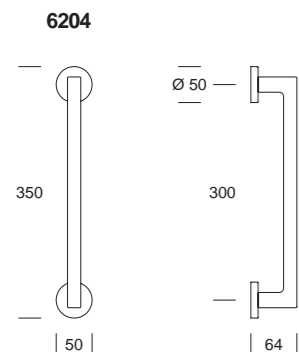
WARRANTY 10 YEARS CR

WARRANTY 10 YEARS CRS

WARRANTY 30 YEARS H-GR

UNIT

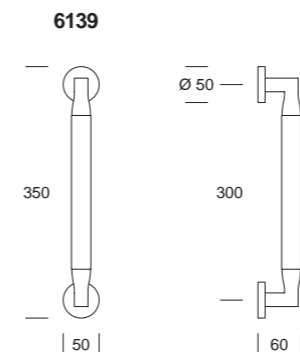
Daive Diliberto



- WARRANTY 10 YEARS CR
- WARRANTY 10 YEARS CRS
- WARRANTY 30 YEARS H-GR

TUBE

Marelli - Molteni



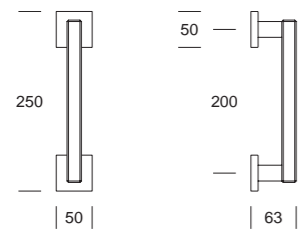
- WARRANTY 10 YEARS CR
- WARRANTY 10 YEARS CRS
- WARRANTY 10 YEARS CR/CRS
- WARRANTY 10 YEARS CRS/CR
- WARRANTY 30 YEARS H-GR
- WARRANTY 10 YEARS CR/Z
- WARRANTY 10 YEARS CRS/Z
- WARRANTY 10 YEARS H-GR/Z

SHINY

Giuliano Galeazzi



6089



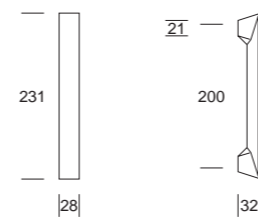
- WARRANTY 10 YEARS CR
- WARRANTY 10 YEARS CRS
- NS

CEDRO

Giuliano Galeazzi




6064



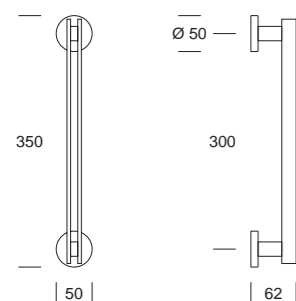
- WARRANTY 10 YEARS CR
- WARRANTY 10 YEARS CRS
- WARRANTY 30 YEARS H-GR
- NS

ZEN

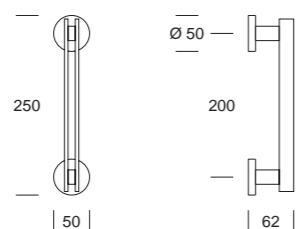
Riccardo Arbizioni



6029A



6029B



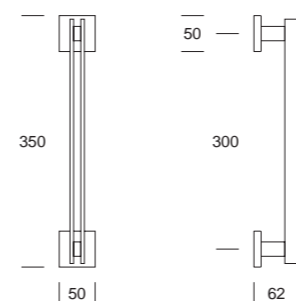
- CR**
- CRS**
- NS**

ZEN SQ

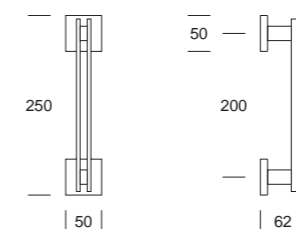
Riccardo Arbizioni



6084A

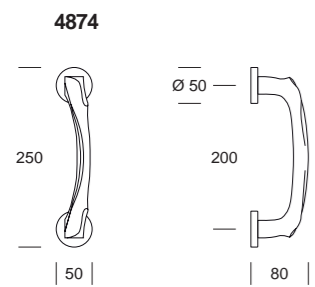


6084B



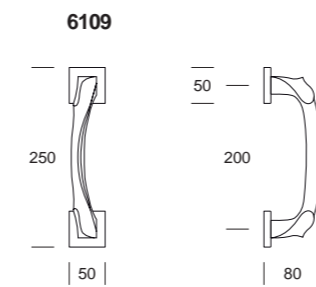
- CR**
- CRS**
- NS**

ANATOMICA



- WARRANTY 10 YEARS CR
- WARRANTY 10 YEARS CRS
- NS

ANATOMICA SQ

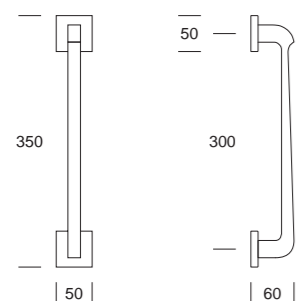


- WARRANTY 10 YEARS CR
- WARRANTY 10 YEARS CRS
- WARRANTY 30 YEARS H-GR
- NS

LINK Anna Deplano



6119A

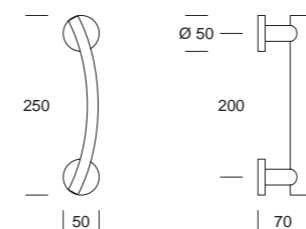


- WARRANTY 10 YEARS **CR**
- WARRANTY 10 YEARS **CRS**
- NS**

SMART



4834

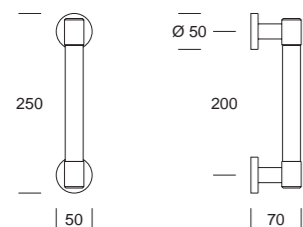


- WARRANTY 10 YEARS **CR**
- WARRANTY 10 YEARS **CRS**
- NS**

GHOST



4824

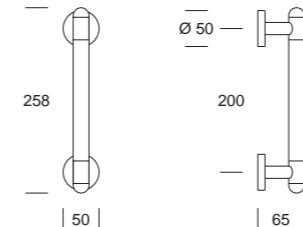


- WARRANTY 10 YEARS CR
- WARRANTY 10 YEARS CRS
- OL

DROP



6224



- WARRANTY 10 YEARS CR
- WARRANTY 10 YEARS CRS
- NS

-ento

ACCESSORI / ACCESSORIES



TWIN

Davide Diliberto e Manuela Bucci



WARRANTY 10 YEARS CR

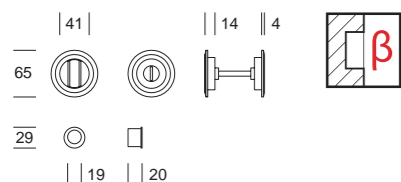
WARRANTY 10 YEARS CRS

WARRANTY 10 YEARS FLA

WARRANTY 30 YEARS H-GR



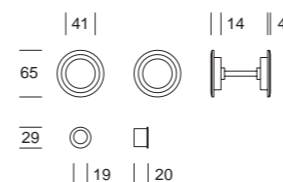
5300SWC



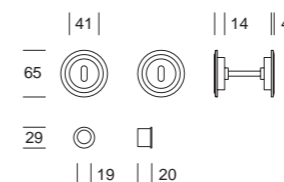
TWIN



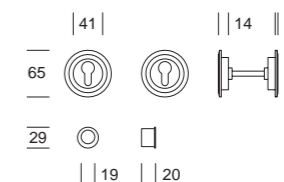
5300S



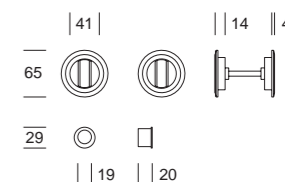
5300SCF



5300SY



5300SWCN



-ento



PATCH

Davide Diliberto e Manuela Bucci



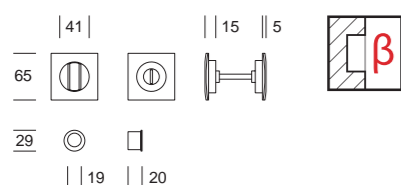
WARRANTY 10 YEARS CR

WARRANTY 10 YEARS CRS

WARRANTY 30 YEARS H-GR



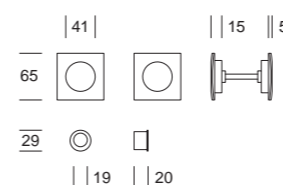
5301SWC



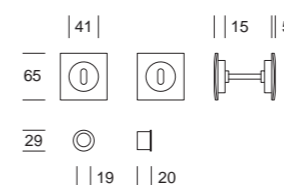
PATCH



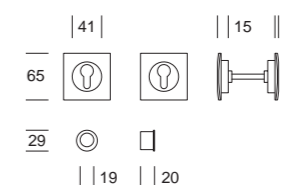
5301S



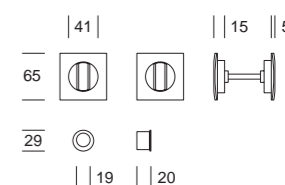
5301SCF



5301SY



5301SWCN



VIOLA



WARRANTY 10 YEARS CR

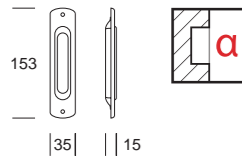
WARRANTY 10 YEARS CRS

WARRANTY 30 YEARS PVD

OL

NS

4488



SPOON Gordon Guillamier



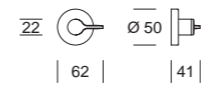
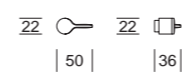
WARRANTY 10 YEARS CR

WARRANTY 10 YEARS CRS

WARRANTY 30 YEARS H-GR

5207

5208



UNIT

Davide Diliberto



WARRANTY 10 YEARS CR

WARRANTY 10 YEARS CRS

WARRANTY 30 YEARS H-GR



4610

33

35

33

UNIT

Davide Diliberto



WARRANTY 10 YEARS CR

WARRANTY 10 YEARS CRS

WARRANTY 30 YEARS H-GR

ARES



WARRANTY 10 YEARS CR

WARRANTY 10 YEARS CRS

NS

OL

1108

80



57

1104

83



51

NOTTOLINI / DOOR LATCH

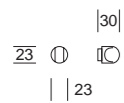
EROS

ADE



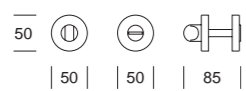
KINGSTONE

5200



POLO

5201



OSLO

5202



GELA

5205



WARRANTY 10 YEARS CR

WARRANTY 10 YEARS CRS


WARRANTY 30 YEARS H-GR

NS


POLO OSLO OL



4910



4911



WARRANTY 10 YEARS CR

WARRANTY 10 YEARS CRS

WARRANTY 30 YEARS H-GR

NS

FINITURE / FINISHES


CR

Cromo
Chrome
Chromé
Cromato
Хром



FLA

Flare



PVD

rivestimento in zirconio
finish in zirconium
revêtement en zirconio
acabado en zirconio
Циркониевое покрытие



BP

Black pearl
Блэк перл



CRS

Cromo satinato
Satin chrome
Chromé satin
Cromato satinado
Сатинированный хром



NS

nicel satinato
satin nichel
nichel satiné
nichel satinado
Сатинированный никель




SB

Smalto bianco
white enamel
émail blanc
esmalte blanco
Белая эмаль



Z

Zigrinato
Grained
Moulu
Molido
шагреновидный



H-GR

H-grafite
H-graphite
H-graphite
H-grafito
H-Графит



OL

ottone lucido
polished brass
laiton poli
laton brillo
Блестящая латунь



SNO

Smalto nero opaco
Matt black enamel
Émail noir mat
esmalte mate negro
Матовая черная эмаль



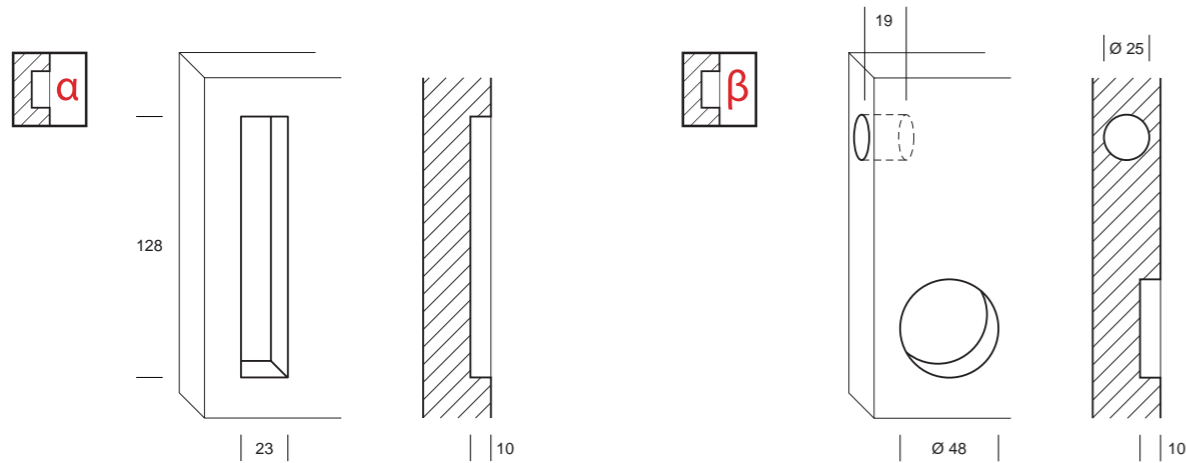
W

Noce scuro
Dark walnut
Noyer foncé
Nogal oscuro
темный орех



INFORMAZIONI TECNICHE TECHNICAL INFORMATION

Fresatura maniglia incasso
Milling of fitted handle
Fraisage poignée encastrée
Fraesen Griff Einnahme
Fresado del tirador empotrado
Врезка ручек



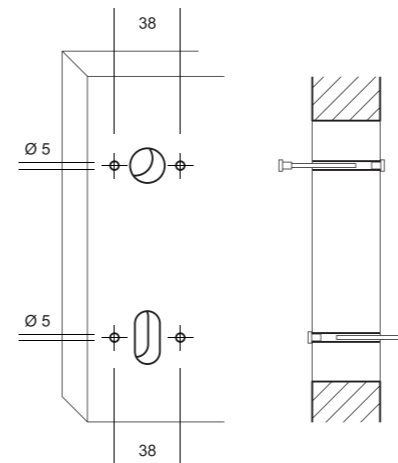
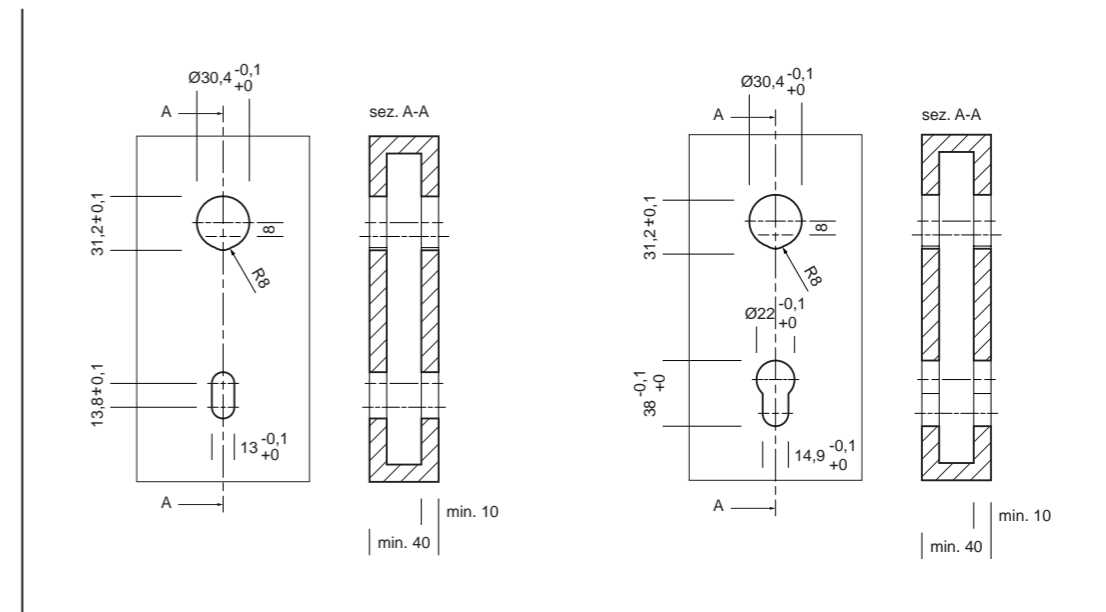
-  Ottone
Brass
-  Cristallo
Crystal
-  Vetro
Glass
-  Plexiglas



Fresatura per molla compatta
Compact spring milling
Fraisage de ressort compact
Compact Spring Fraes
Molienda muelle compact
паз по мини пружину



ATTENZIONE: foro da eseguire con macchina automatica
ATTENTION: hole to be executed with automatic machine
ATTENTION: trou à exécuter avec machine automatique
ACHTUNG: Loch mit Bohrautomat ausführen
ADVERTENCIA: agujero que se realizará con la máquina automática
ВНИМАНИЕ: отверстие должно быть выполнено при помощи автоматического инструмента



Fori passanti per sottorosette
Through holes for roses metal bosses
Trous passage pour bossette de rosace
Durch Löcher für Metallschildchen für Schilder
Agujeros a través por placa en metal para boqueta
Сквозные отверстия для крепления подрозетников

Creative direction: Davide Diliberto

Damiani and Guillaumier photo: Andrea Basile

Printed in Italy, 06/2018

ENTO

Via Domea, 45

22063 Cantù (CO) Italy

T +39 031 714520

F +39 031 706177

info@ento.it

www.ento.it

ento.it